

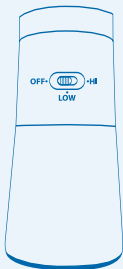
sensor
DISPENSERTM




Product Instructions

Operating Tips

- Switch on back of unit has three positions – off, low and high.
- Place switch in the off position when refilling or changing batteries.
- Place switch on the low or high position depending on how much liquid you want to dispense with each cycle. The Sensor Dispenser is designed to be left on all the time. Batteries should last 3 to 4 months under normal usage.
- Sensor has a lockout feature. To cycle unit more than once, move hand away from sensor field and then back to sensor field to cycle unit again.
- The Sensor Dispenser is designed to be drip free. Keeping nozzle clear of dried or caked up soap will insure unit pumps the soap well and does not drip.

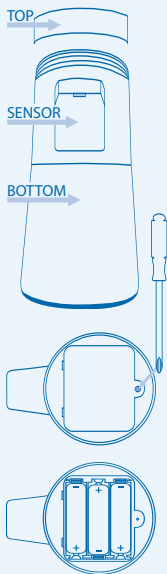


- The Sensor Dispenser will pump a variety of soaps and dishwashing liquids (for kitchen use). When refilling, unit should be turned off and refilled over sink.
- Uses 3 AA Alkaline batteries (not included). Always use new batteries when replacing.
- NEVER submerge unit in water. NEVER turn unit upside down unless unit is empty (this may damage the sensor).




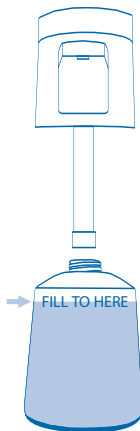
Installing New Batteries

- Turn the unit off.
- Twist off the very top of the unit.
- Use a Philips head screwdriver to remove battery cover plate.
- Place three AA Alkaline batteries into the unit making sure that the positive and negative ends are lined up in the right position as indicated in diagram in the bottom of the battery compartment.
- Screw the battery cover plate back into position.
- Turn unit back on.



Filling The Unit

- Turn the unit off.
- Twist off the top piece that contains the sensor.
- Pour soap or lotion into the bottom unit. Do not overfill.
- Twist on top piece that contains the sensor.
- Turn unit on.
- Wave hand under sensor several times until unit is pumping liquid.
- Unit is now ready for daily use.



LIMITED ONE YEAR WARRANTY

The Sensor Dispenser automatic soap dispenser is warranted for a period of one year from the date of purchase, against breakage or malfunction, under normal use, due to defects in material or workmanship. This warranty will become null and void if the Sensor Dispenser is misused, abused, tampered with or taken apart. This warranty gives you specific legal rights and you may also have other rights which vary from state to state.

For warranty service, please send Sensor Dispenser with 1) proof of original purchase, 2) a US return address, 3) \$6.00 (for return postage and handling), and 4) reason for return to:

Artcraft Promotional Concepts
1270 Glen Avenue
Moorestown, NJ 08057
Attn: Warranty Claim Dept